



Illustrative photo



KERCHIEFS


Designed by SANS SOUCI



Illustrative photo

Size variations


All glass components are handmade — size and colour can vary slightly.



Colour variations

1. Opal aurum
2. Opal rose
3. Blue aurum
4. Onyx aurum

Other colour variations are available on request.
All glass components are handmade — size and colour can vary slightly.



Compositions



KERCHIEFS S1

Size: L 3700 x H 1200 x H 1000 x OH 1200 mm | 145.7 x W 47.2 x H 39.4 x OH 47.2 in
Weight: 26,6 kg | 58.7 lb
Colours: Opal aurum
Light sources: 14 pcs GU10

Size and weight of the composition is approximate.
All glass components are handmade – exact weight and shape can vary slightly.



KERCHIEFS S2

Size: Dia 1200 x H 950 x OH 1000 mm | Dia 47.2 x H 37.4 x OH 39.4 in
Weight: 29,8 kg | 65.5 lb
Colours: Opal aurum
Light sources: 6 pcs GU10

Size and weight of the composition is approximate.
All glass components are handmade – exact weight and shape can vary slightly.



KERCHIEFS S3

Size:	L 1100 x W 1100 x H 2000 x OH 2600 mm	L 43.3 x W 43.3 x H 78.7 x OH 102.4 in
Weight:	44,8 kg	98.8 lb
Colours:	Opal aurum	
Light sources:	5 pcs GUI0	

Size and weight of the composition is approximate.
All glass components are handmade – exact weight and shape can vary slightly.



KERCHIEFS M1

Size:	L 1300 x W 800 x H 700 x OH 1000 mm	L 51.2 x W 31.5 x H 27.6 x OH 39.4 in
Weight:	52,5 kg	115.8 lb
Colours:	Opal aurum	
Light sources:	6 pcs GUI0	

Size and weight of the composition is approximate.
All glass components are handmade – exact weight and shape can vary slightly.



KERCHIEFS M2

Size:	Dia 900 x H 1900 x OH 2000 mm		Dia 35.4 x H 74.8 x OH 78.7 in
Weight:	52,5 kg		115.8 lb
Colours:	Opal aurum		
Light sources:	4 pcs GU10		

Size and weight of the composition is approximate.
All glass components are handmade – exact weight and shape can vary slightly.



KERCHIEFS M3

Size:	Dia 1300 x H 2500 x OH 2900 mm		Dia 51.2 x H 98.4 x OH 114.2 in
Weight:	69 kg		152 lb
Colours:	Opal aurum		
Light sources:	6 pcs GU10		

Size and weight of the composition is approximate.
All glass components are handmade – exact weight and shape can vary slightly.



KERCHIEFS M4

Size:	Dia 1200 x H 2100 x OH 2400 mm		Dia 47.2 x H 82.7 x OH 94.5 in
Weight:	71,1 kg		156.8 lb
Colours:	Opal aurum		
Light sources:	7 pcs GU10		

Size and weight of the composition is approximate.
All glass components are handmade – exact weight and shape can vary slightly.



KERCHIEFS M5

Size:	Dia 2000 x H 5200 x OH 9500 mm		Dia 78.7 x H 204.7 x OH 374 in
Weight:	80,2 kg		176.7 lb
Colours:	Opal aurum		
Light sources:	7 pcs GU10		

Size and weight of the composition is approximate.
All glass components are handmade – exact weight and shape can vary slightly.



KERCHIEFS L1

Size:	Dia 3000 x H 1800 x OH 1900 mm	Dia 118.1 x H 70.9 x OH 74.8 in
Weight:	98 kg	216.1 lb
Colours:	Opal aurum	
Light sources:	15 pcs GU10	


Size and weight of the composition is approximate.
All glass components are handmade – exact weight and shape can vary slightly.



KERCHIEFS L2

Size:	L 1000 x W 2000 x H 1000 x OH 1000 mm	L 39.4 x W 78.7 x H 39.4 x OH 39.4 in
Weight:	116,2 kg	256.2 lb
Colours:	Opal aurum	
Light sources:	6 pcs GU10	

Size and weight of the composition is approximate.
All glass components are handmade – exact weight and shape can vary slightly.



KERCHIEFS XL1

Size:	Dia 2100 x H 1900 x OH 2000 mm		Dia 82.7 x H 74.8 x OH 78.7 in
Weight:	172,2 kg		379.7 lb
Colours:	Opal aurum		
Light sources:	15 pcs GU10		

Size and weight of the composition is approximate.
All glass components are handmade – exact weight and shape can vary slightly.



KERCHIEFS XL2

Size:	L 5600 x W 4400 x H 5000 x OH 5500 mm		L 220.5 x W 173.2 x H 196.9 x OH 216.5 in
Weight:	192,5 kg		424.5 lb
Colours:	Opal aurum		
Light sources:	70 pcs GU10		

Size and weight of the composition is approximate.
All glass components are handmade – exact weight and shape can vary slightly.



KERCHIEFS XL3

Size: L 11200 x W 3200 x H 5500 x OH 6000 mm

Weight: 208,3 kg

Colours: Opal aurum

Light sources: 25 pcs GU10

L 440.9 x W 126 x H 216.5 x OH 236.2 in

459.2 lb

Size and weight of the composition is approximate.

All glass components are handmade – exact weight and shape can vary slightly.



Illustrative photo



Illustrative photo

AUDREY HEPBURN ONCE SAID: “WHEN I WEAR A SILK SCARF, I NEVER FEEL SO DEFINITELY LIKE A WOMAN, A BEAUTIFUL WOMAN.” THIS MUCH-COVETED SYMBOL OF ELEGANCE AND LUXURY CAN MAKE THE SAME STATEMENT IN AN INTERIOR. KERCHIEFS, FLOATING IN THE AIR AS IF PICKED UP BY THE WIND, WILL INSTANTLY LIFT YOUR DECOR TO A NOBLER LEVEL ADDING A TOUCH OF STYLE. PREPARE TO BE BLOWN AWAY BY HAND-BLOWN OPAL GLASS LIGHTNESS WITH A CONTRASTING METAL FINISH.